



**Asia-Pacific  
Economic Cooperation**

---

**2022/CTI/A2C2/005**

## **Supply Chain Choke Points – Private Sector Experience**

Submitted by: Asia Women Exporters



**Fourteenth APEC Alliance for Supply Chain  
Connectivity Meeting  
7 October 2022**

# FOURTEENTH MEETING OF THE APEC ALLIANCE FOR SUPPLY CHAIN CONNECTIVITY (A2C2)

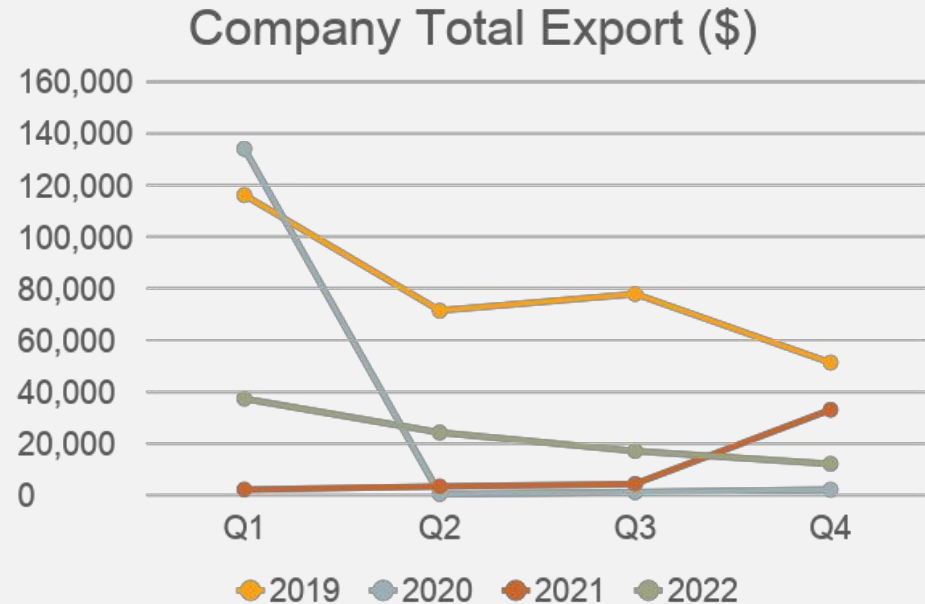
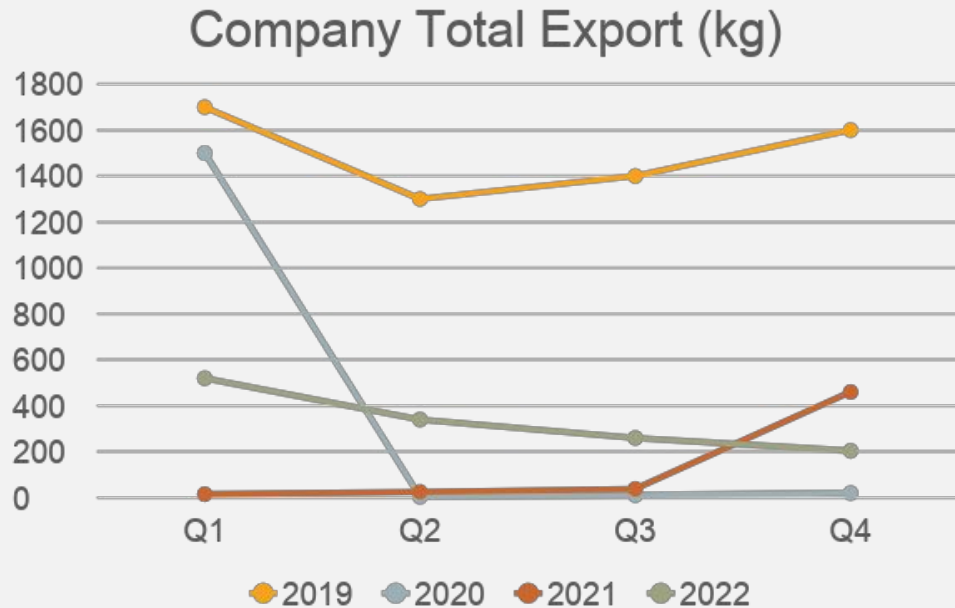
**Natali Tjahjadi, M.Bus (Adv), DTM**

Operational Manager of CV Widya Triguna, Bali, Indonesia

Asia Women Exporter Program's Representative

October 6, 2022 9:00 pm | October 7, 2022 8:00 am

## PRE-PANDEMIC VS PANDEMIC FIGURES



DEMAND IS QUITE STABLE IN 2022, BUT STILL FAR FROM SALES PRE-PANDEMIC.

**INFLATION** AND **HIGH LOGISTIC COST** LIMIT CLIENTS' PURCHASING POWER

# CLIENT C: FREIGHT COST COMPARISON

## AIR FREIGHT PER KG

YEAR	Base Cost/KG
2018	\$7.55
2019	\$7.65
2020	\$7.85

COST INCREASE  
2018-2019 = 1.32 %

COST INCREASE  
2019-2020 = 2.61%

## EXPRESS PER KG

YEAR	Base Cost/KG
2020	\$14
2021	\$15.2
2022	\$17.5

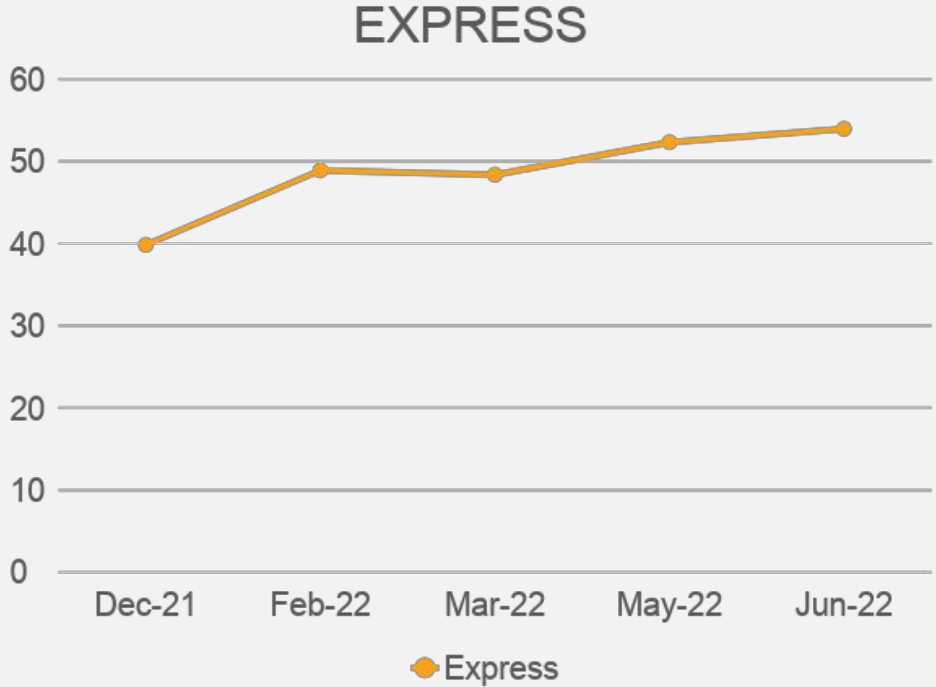
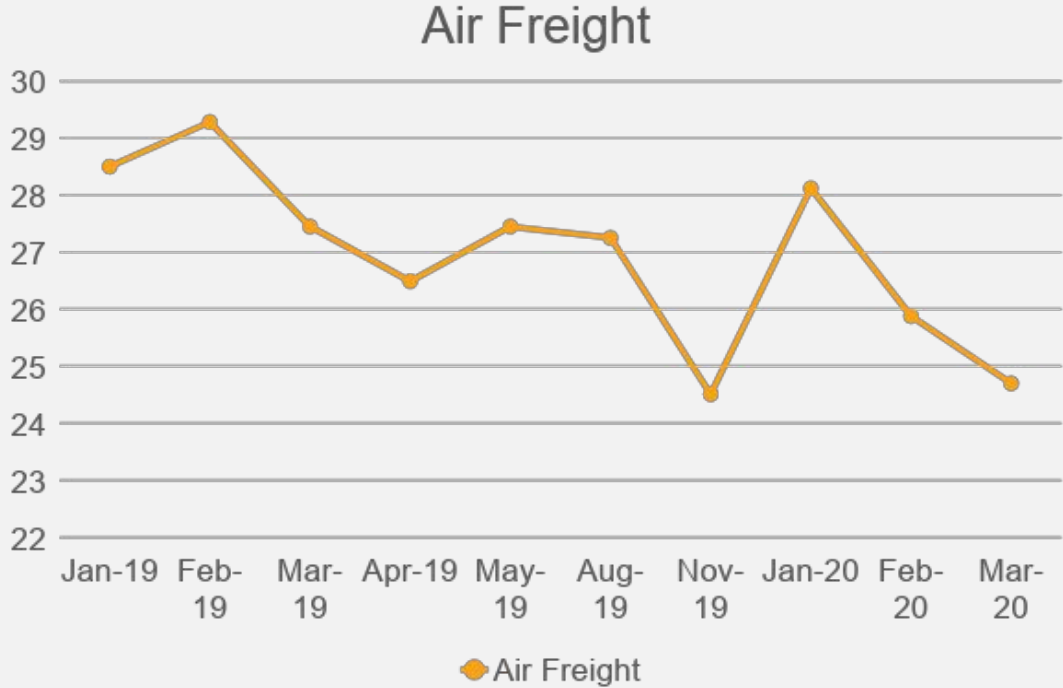
## LCL PER CBM

YEAR	Base Cost/CBM
2018	\$450
2019	\$475
2020	-
2021	-
2022	\$680

COST INCREASE 2018-2019 = 5,56%

COST INCREASE 2019-2022 = 43,16%

# CLIENT C: COST TO VALUE RATIO



Source: WTGBALI's internal data. For illustration purposes.